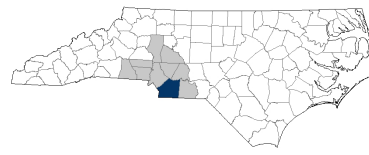


# Union County

myFutureNC 2024 Attainment Profiles



Charlotte  
Prosperity Zone Sub-Region  
Peer County Type: Suburban  
Local Education Agencies: 1 (2023)  
Charter Schools: 5 (2023)

2030 Proposed Union County Attainment Goal: 56,704 (Stretch Goal: 57,126)

2030 State Attainment Goal: 2 million

## Population Spotlight

2020 Census: 238,233  
2022 Estimate: 249,070  
Change: 10,837

## Growth Rate

4.5% County vs. 2.5% State



\$95,079  
Median Household Income (2022)  
State: \$67,516



83%  
Home Owners (2022)  
State: 67%



8.6%  
Child Poverty Rate (2022)  
State: 17.2%



8.8%  
Opportunity Youth Rate (2021)  
State: 12.1%



82%  
Households with Broadband (2022)  
State: 77%



3.1%  
Unemployment Rate (2022)  
State: 3.7%

## Educational Attainment

Union County residents ages 25-44, 2022


Less than high school High school graduate (including GED) Some college, no credential Short-term credential Associate degree Bachelor's degree Graduate or professional degree



No Degree  
23,276  
42.2%



Have Degree or Credential  
31,934  
57.8%



Note: Numbers may not add up to 100% due to rounding

## Top Opportunities for Growth

These three areas represent the biggest opportunities for Union County to improve future attainment outcomes.



### NC Pre-K Enrollment

47% of Union County eligible 4-year-olds are enrolled in NC Pre-K, below the state average of 53%.



### Math Performance

54% of Union County 3-8 graders earn college- and career-ready scores in Math, below the state goal of 86%.



### Reading Performance

44% of Union County 3-8 graders earn college- and career-ready scores in Reading, below the state goal of 73%.

## Promising Attainment Practices

The new Promising Attainment Practices Database is a curated, searchable, and filterable collection of about 250 county, region, and state-level initiatives and programs that directly address various components of the state's attainment challenge. The Database allows local and regional initiative leaders and other stakeholders to identify groups across the state who are developing or operating initiatives designed to boost attainment.

Follow link to discover how Union County has been meeting local needs:

[https://dashboard.myfuturenc.org/promising-attainment-practices/?wdt\\_search=Union](https://dashboard.myfuturenc.org/promising-attainment-practices/?wdt_search=Union)

LABOR MARKET ALIGNMENT

## In Charlotte Prosperity Zone Sub-Region:

80.4%

of postsecondary degrees and credentials conferred by regional institutions are aligned with labor market needs.

### Top areas of misalignment:

Business Management & Administration bachelor's  
Finance bachelor's  
Information Technology bachelor's



4,230 Individuals served in an ApprenticeshipNC program in 2020

### UNC and NC Community College Outcomes:

12,495 graduates in 2020

74% of 2016 graduates were employed in NC in 2021

\$45,387 annual average earnings of graduates employed in NC (includes both part-time and full-time jobs)

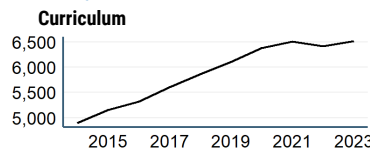


63% of adults (ages 25-44) in Union County earned a family sustaining wage, 2022

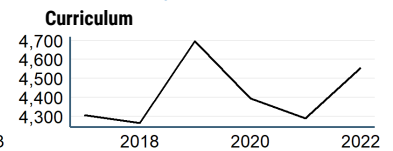
### Union County is served by:

Centralina Workforce Development Board  
Centralina Regional Council

## UNC System College Enrollment



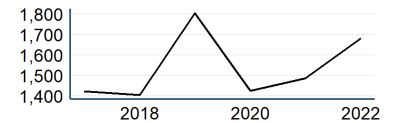
## NC Community College Enrollment



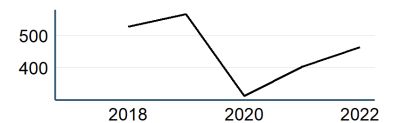
## Top 3 Five-Star Jobs in Charlotte Prosperity Zone Sub-Region

Job Title	Annual Growth
Nurse Practitioners	5%
Data Scientists	4%
Logisticians	4%

## First-time Curriculum Enrollments



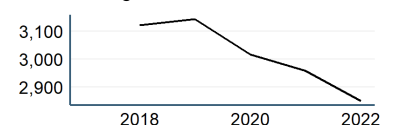
## Basic Skills



## Top 3 Employers in Union County

Employer	Employment Range
Union County Public Schools	1000+
County Of Union	1000+
Tyson Farms Inc	1000+

## Continuing Education



POSTSECONDARY COMPLETION

Adult Learners

Union County resident enrollments in NC Community Colleges, Fall 2022

- 464 Basic Skills
- 2,851 Continuing Education
- 4,557 Curriculum

15% of Union County residents have student loan debt; 6% of debt holders had student loans in default. 2022

Success of Union County High School Graduates

- 86% of students who enroll persist to their second year versus 82% in peer counties. 2022
- 68% of students who enroll earn a degree or certificate within 6 years versus 60% in peer counties. 2022

Top destinations of all college-goers, Fall 2023

- 3,602 of all college-goers attended South Piedmont CC
- 2,010 of all college-goers attended Central Piedmont CC
- 444 of all college-goers attended Wingate University

COLLEGE & CAREER ACCESS

66% of seniors completed the FAFSA in 2023, compared to 62% statewide; 437 more need to complete in 2023 to meet state goal of 80%. 2023

83% of graduates reported intentions to enroll in a postsecondary institution versus 73% in peer counties. 2022

69% of graduates enrolled in a postsecondary institution within 12 months versus 57% in peer counties. 2022

39% of Union County students have parents with no college degree (either 2- or 4-year) versus 48% in peer counties.

ACADEMIC READINESS

How students in Union County traditional schools are doing:

47% of eligible 4-year-olds enrolled in NC Pre-K program, compared to 53% statewide; 200 more needed to meet state goal of 75%. 2023

44% of 3-8 graders are earning college-and-career-ready scores (level 4 or 5) in reading, compared to 30% statewide; 8,040 more needed to meet state goal of 73%. 2023

54% of 3-8 graders are earning college-and-career-ready scores (level 4 or 5) in math, compared to 35% statewide; 5,970 more needed to meet state goal of 86%. 2023

92% of 9th graders graduate within four years, compared to 87% statewide; 98 more needed to meet state goal of 95%. 2023

28% of students are chronically absent from school, compared to 32% statewide; 6,970 less needed to meet state goal of 11%. 2022

Union County has a student-to-school counselor ratio of 313:1 versus 327:1 in peer counties. 2022

1% of students drop out of high school (135 total students), compared to 2% statewide. 2022

Degree Credentials Awarded, 2022

6,906 certificate | 6,066 associate | 9,125 bachelor's

Postsecondary assets in Charlotte Prosperity Zone sub-region

Public, 4-year or above

Carolinas College of Health Sciences, University of North Carolina at Charlotte

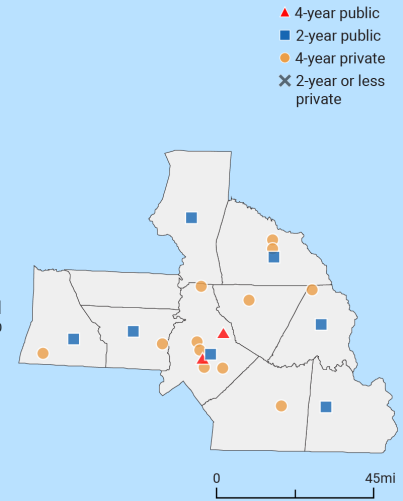
Public, 2-year

Central Piedmont Community College, Cleveland Community College, Gaston College, Mitchell Community College, Rowan-Cabarrus Community College, South Piedmont Community College, Stanly Community College

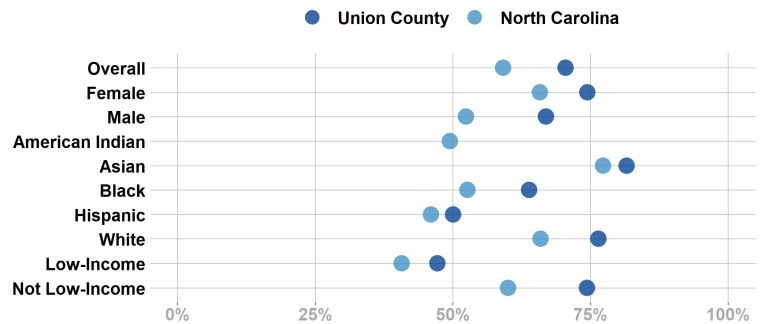
Private not-for-profit, 4-year or above

Belmont Abbey College, Cabarrus College of Health Sciences, Catawba College, Charlotte Christian College and Theological Seminary, Davidson College, Gardner-Webb University, Johnson & Wales University-Charlotte, Johnson C Smith University, Livingstone College, Pfeiffer University, Queens University of Charlotte, Wingate University

Private not-for-profit, 2-year



Postsecondary Enrollment Rates for Select Groups in Union County, 2022

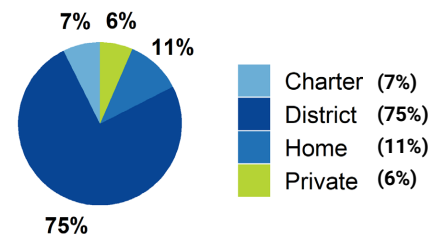


Note: Outcomes for groups with less than 10 students, <5% or >95% are not displayed.

School Choice

54,897 total students were enrolled in K-12 in Union County in the 2022-23 school year.

Note: This profile focuses on outcomes of students enrolled in district schools.



Access to Postsecondary Credits

Students in Union County completed 11,135 Career & Technical Education (CTE) credentials (industry-valued credential data available in Spring 2024) and 1,785 concentrations in 2022. The top three CTE concentrations completed include Health Science; Agricultural, Food, & Natural Resources; and Hospitality & Tourism.

2,902 high school students took at least one AP course (21%) versus 14% in peer counties (2022).

1,204 high school students participated in Career & College Promise programs (19%) versus 23% in peer counties (2022).

For more information about each indicator, including data sources and methodology, visit:

[dashboard.myfuturenc.org/county-data-and-resources/](https://dashboard.myfuturenc.org/county-data-and-resources/)