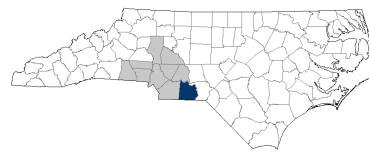


# Anson County



Charlotte  
Prosperity Zone Sub-Region  
Peer County Type: Rural Metro  
Local Education Agencies: 1  
Charter Schools: 0

**2030 NC Degree Attainment Goal: 2 million (67%)**  
**2030 Proposed Anson County Attainment Goal: 3,185 (46%)**

## Population Spotlight

2010 Census: 26,948  
2020 Census: 22,055  
Change: -4,893

## Growth Rate

**-18.2%** vs. **9.5%**  
County State

**\$40,818**  
Median Household Income (2020)

**31.3%**  
Child Poverty Rate (2020)

**84%**  
Households with Broadband (2020)

**67%**  
Home Owners (2020)

**75%**  
Voter Registration Rate (2021)

**6.3%**  
Unemployment Rate (2021)

## Educational Attainment

Anson County residents ages 25-44, 2020

Less than high school High school graduate (including GED) Some college, no credential Short-term credential Associate degree Bachelor's degree Graduate or professional degree

**No Degree**  
**75.0%**  
4,779

**Have Degree or Credential**  
**25.0%**  
1,596



Note: Numbers may add to more than 100% due to rounding

## Top Opportunities for Growth

These three areas represent the biggest opportunities for Anson County to improve future attainment outcomes.



### Postsecondary Completion

39% of Anson County high school graduates who enroll in postsecondary earn a degree or credential within 6 years, below the rural metro county average of 57%.



### Transition to Postsecondary

36% of Anson County seniors enroll in postsecondary within 12 months of graduation, below the rural metro county average of 49%.



### FAFSA Completion

41% of Anson County high school seniors complete the FAFSA, below the rural metro county average of 54%.

## Impact of Covid-19 on Education Pipeline

Covid-19 has affected critical transition points along the education continuum.

K-12 Enrollment (district schools)  
**-7.1%** 2021-22 vs. 2019-20

Postsecondary Enrollment  
**-5.8%** 2021 vs. 2020

FAFSA Completion  
**-19.8%** 2021-22 vs. 2018-19

Postsecondary Intentions  
**-20.8%** 2020-21 vs. 2018-19

## Data Disruptions

- College-and-Career-Ready in Reading
- College-and-Career-Ready in Math
- Chronic Absenteeism



ncdemography.org

## How students in Anson County traditional schools are currently doing:

To meet state goals, each year Anson County needs:

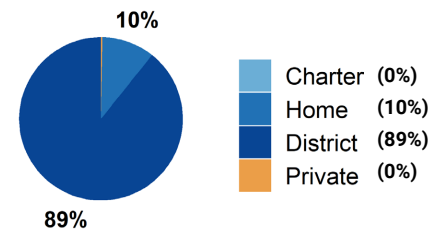
- Anson County has met the goal for **Pre-K enrollment** (goal: 75% vs. 101%). 2022
- 778** more 3-8 graders earning college-and-career-ready scores (level 4 or 5) in **reading** (goal: 73% vs. 16%). 2022
- 954** more 3-8 graders earning college-and-career-ready scores (level 4 or 5) in **math** (goal: 87% vs. 16%). 2022
- 18** more 9th graders to **graduate within four years** (goal: 95% vs. 88%). 2021
- 832** more students to **attend school regularly** (goal: 11% chronic absenteeism vs. 39%). 2021

Anson County has a **student-to-school counselor ratio** of 365:1 versus 362:1 in peer counties. 2021

## School Choice

3,275 total students were enrolled in K-12 in Anson County in the 2021-22 school year.

Note: This profile focuses on outcomes of students enrolled in district schools.



## Career and College Preparation

**11 high school students** took at least one **AP course** (<5% versus 9% in peer counties (2021).

**123 graduates** participated in **Career & College Promise programs** (50%) versus 43% in peer counties (2021).

Students in Anson County completed **79 Career & Technical Education concentrations** in 2021. The top three CTE concentrations completed include Transportation, Distribution, & Logistics; Human Services; and Agricultural, Food, & Natural Resources.

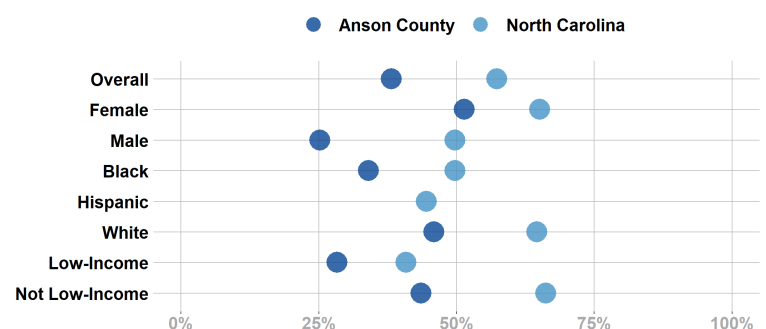
ACADEMIC READINESS

COLLEGE & CAREER ACCESS

- 41%** of seniors completed the FAFSA in **2022**. (72 more need to complete in 2022 to meet state goal of 80%). <https://www.myfuturenc.org/ourwork/first-in-fafsa/>
- 54%** of graduates reported **intentions to enroll** in a postsecondary institution versus 69% in peer counties. 2021
- 36%** of graduates **enrolled in a postsecondary institution** within 12 months versus 49% in peer counties. 2021

**71%** of Anson County students have **parents with no college degree** (either 2- or 4-year) versus 58% in peer counties.

## Postsecondary Enrollment Rates for Select Groups in Anson County, 2021



Note: Outcomes for demographic groups with fewer than 10 students are not displayed.

## Success of Anson County High School Graduates

### Top destinations of graduates, 2016-2020

- 35% of college-goers attended a **public 4-year college**
  - 24% of college-goers attended a **private 4-year college**
  - 41% of college-goers attended a **public 2-year college**
  - <5% of college-goers attended a **private 2-year college**
  - 94% of college-goers attended an **in-state college**
- 72% of students who enroll **persist to their second year** versus 73% in peer counties. 2021
  - 39% of students who enroll **earn a degree or credential** within 6 years versus 57% in peer counties. 2021

## Adult Learners

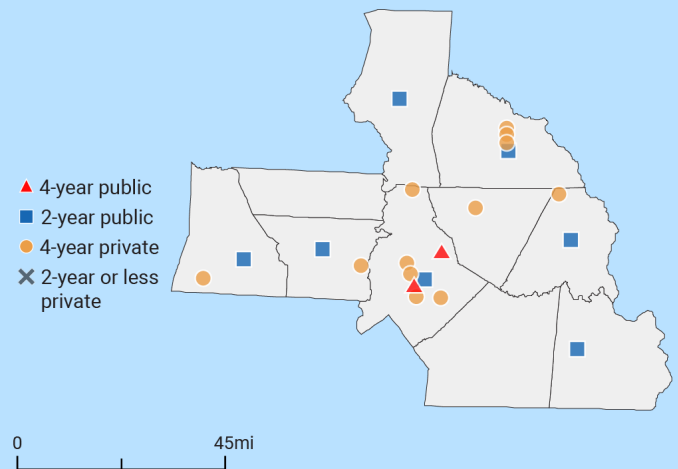
### Anson County resident enrollments in NC Community Colleges, 2021

- 48** Basic Skills
- 373** Continuing Education
- 474** Curriculum



11% of Anson County residents have **student loan debt**; 15% of debt holders had **student loans in default**. 2020

## Postsecondary assets in Charlotte Prosperity Zone sub-region



### Degree Credentials Awarded, 2021

**6,673** certificate | **6,036** associate | **9,688** bachelor's

## In your Prosperity Zone Sub-Region:

**82.2%**

of postsecondary degrees and credentials conferred by regional institutions are **aligned with labor market needs**.

### Top areas of misalignment:

- Business Management & Administration** (bachelor's)
- Information Technology** (bachelor's)
- Finance** (bachelor's)

**4,230** Individuals served in an ApprenticeshipNC program in 2020

### UNC and NC Community College Outcomes:

- 12,495** graduates in 2020
- 74%** of 2016 graduates were employed in NC in 2021
- \$45,387** annual average earnings of graduates employed in NC (includes both part-time and full-time jobs)

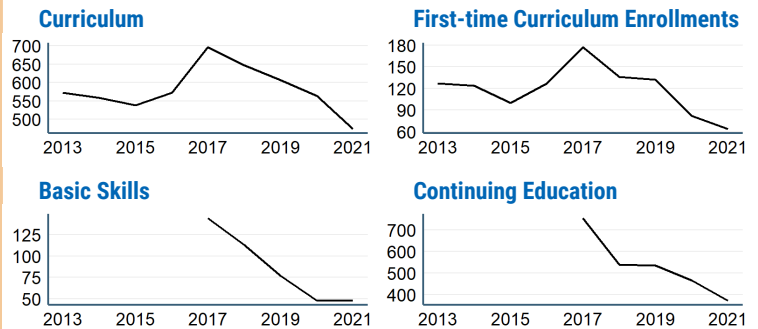
### In 2021 your Workforce Development Board served:

- 16,131** in Basic Services
- 7,386** in Career Services
- 506** in Education Services

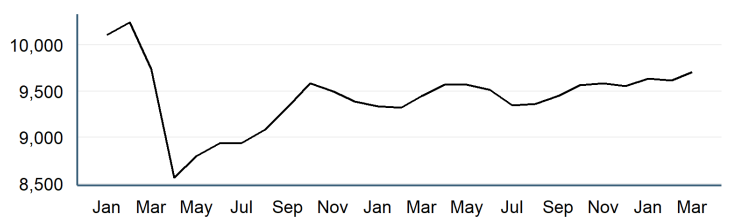


15.5% of young adults ages 16-24 in Anson County were **not working and not in school** versus 15.2% in peer counties. 2019

## Impact of Covid-19 on NC Community College Enrollment



## Number of Anson County residents employed, January 2020 to March 2022



## Promising Attainment Practices

The new **Promising Attainment Practices Database** is a curated, searchable, and filterable collection of about 250 county, region, and state-level initiatives and programs that directly address various components of the state's attainment challenge. The Database allows local and regional initiative leaders and other stakeholders to identify groups across the state who are developing or operating initiatives designed to boost attainment.

Follow link to discover how Anson County has been meeting local needs:

[https://dashboard.myfuturenc.org/promising-attainment-practices/?wdt\\_search=Anson](https://dashboard.myfuturenc.org/promising-attainment-practices/?wdt_search=Anson)

For more information about each indicator, including data sources and methodology, visit:

[dashboard.myfuturenc.org/county-data-and-resources/](https://dashboard.myfuturenc.org/county-data-and-resources/)